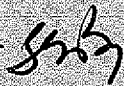




Kentucky High School Athletic Association

2280 Executive Drive • Lexington, KY 40505 • www.khsaa.org • (859)299-5472 (859)293-5999 (fax)

To: Superintendent, Principal, and Athletic Director

From: Brigid L. DeVries, Commissioner
Larry Boucher, Assistant Commissioner 


Date: September 2, 2003

Subject: 2002-2003 Annual Report Forms Submission

School: Crittenden County High School

Enclosed please find a copy of Form T-65, The 2002-2003 Annual Report Forms Checklist. In addition, you may find an attachment with corrected copies of the forms submitted by your school personnel. Please review this information so the forms can be completed accurately in the future. Also, KHSAA Audit Staff may have requested a re-submission of some of the 2002-2003 Annual Report Forms or need additional information on your athletic programs. Please submit this information by the date requested if this is applicable. Copies and all KHSAA Title IX documents must be kept current and included in your permanent Title IX File at the school. All documents are subject to Open Records Requests.

Should you need any further information, please do not hesitate to call anytime.



MEMORANDUM

TO: KHSAA Member School Superintendents, Principals, and Athletic Directors

FROM: Brigid L. DeVries, Commissioner
Larry Boucher, Executive Assistant Commissioner

DATE: August 5, 2003

RE: 2003 Title IX Forms Submission

School	Crittenden County High School	Reviewed by	Phyllis Catlett
--------	-------------------------------	-------------	-----------------

The following is a status report regarding the required 2002 - 2003 Title IX submission of forms due in to the KHSAA office by April 15, 2003. Appropriate audit personnel have reviewed these forms and the following is a summary of this review.

I. Checklist of Forms properly submitted in a satisfactory manner:

✓	GE 19 (Annual Verification)	✓	T-35 (Budget Expenses)
✓	T-1 (Summary Program Chart 1)	✓	T-36 (Budget Expenses)
✓	T-2 (Summary Program Chart 2)	✓	T-41 (Checklist - Overall Interscholastic Program)
✓	T-3 (Summary Program Chart 3)	✓	T-60 (Corrective Action Plan)
✓	T-4 (Summary Program Chart 4)	✓	T-63 (Interscholastic Survey Results)

II. Status

A.	✓	2002 - 2003 Forms are satisfactory and no further information or action is necessary at this time.
B.		Errors have been noted with respect to the following forms and corrected copies are being returned to you for placement in your Title IX file to ensure proper submission in the future.
C.		The following forms were omitted and must be submitted by school representatives.
D.	✓	Other Recommendation and Comments: <ul style="list-style-type: none"> • It is recommended that students be placed on the school's Gender Equity Review Committee, and be active members of the Committee. • It is also recommended that the Gender Equity Review Committee meet at least once during the fall, during the winter, and during the spring to review sports in their season. • Good luck on your adding lights to the softball facility.



**2002-2003 KENTUCKY HIGH SCHOOL ATHLETIC ASSOCIATION
ANNUAL VERIFICATION OF TITLE IX PROCEDURES**
(To be submitted by April 15, 2003 along with other required forms)

The Crittenden County High School, MARION, Kentucky
(Name of High School) (City)

certifies to the Kentucky High School Athletic Association that the following is an accurate and true representation of the facts surrounding compliance with 20 U.S.C. Sections 1681-1688, et. Seq. (also known as Title IX).

I certify the following provisions in accordance with records at the school contained in the permanent Title IX file, and to the best of my knowledge have completed the following tasks. (All boxes must be checked)

- Established a gender equity committee at the high school. (list committee personnel and provide attachment if necessary)

Name	Address	Phone	Title
Al Starnes	209 Summit Dr.	965-5249	DPP / Coach
Angela Starnes	209 Summit Dr.	965-5249	Teacher / Coach
Denvis Hodge	3549 St Route 6455	965-5346	Teacher / AD
Shanon Hodge	3549 St Route 6455	965-5346	Teacher / Coach
Jimmy Croft	1748 St Route 297	965-3715	Teacher / Coach
Carol West	847 Weldon Rd.	965-2956	Teacher / Coach
Denise Croft	1748 St Route 297 (Marion, Ky 42064)	965-3715	Teacher / Coach

- Scheduled a minimum of three meetings during the 2002-2003 school year on the following dates:

July 26, 2002

Nov. 8, 2002

May 23, 2003

- Designated the following person(s) as the Title IX coordinator for the school/district:

<u>AL STARNES</u>	<u>DPP</u>	<u>PO Box 362, MARION, KY</u>	<u>270-965-3525</u>
Name	Title	Address	Phone

- School personnel are continuing to make periodic reviews of the boys and girls athletics program reflected in the Corrective Action Plan.

- In addition to the above information, the above referenced school maintains a complete permanent file relative to Title IX records including copies of the self-assessment audit, all corrective action plans, and other related materials.

James Eric LaRue
Principal's Signature

April 11, 2003
Date

[Signature]
Superintendent's Signature

[Signature]
School Board Chairpersons' Signature

(Send original copy to KHSAA - Maintain duplicate in Title IX school folder)

2002-2003
ACCOMMODATION OF INTERESTS AND ABILITIES
SUMMARY PROGRAM CHART 1

KHSAA
 Form T1
 Rev. 9/02

Participation Opportunities Test One

		(Column 1)	(Column 2)	(Column 3)	(Column 4)
	Program	Enrollment	Percentage of Total Enrollment	Number of Interscholastic Participants (double and triple count)	Percentage of Total Participation
Row 1	GIRLS	200	48.3	120	44.9
Row 2	BOYS	214	51.7	147	55.1
Row 3	Totals	414	100%	267	100%

Instructions:

*Number of 8th grade students & below used in Column 4 calculations if applicable: 16

- 1) Determine the total number of girls enrolled, (place in Row 1, Column 1). Determine the total number of boys enrolled, (place in Row 2, Column 1).
- 2) Add the total number of girls and boys enrolled to determine total enrollment, (place in Row 3, Column 1).
- 3) Calculate the percentage of total enrollment that is female. (Divide Row 1, Column 1 by row 3, Column 1 and place in Row 1, Column 2.) Calculate the percentage of total enrollment that is male. (Divide Row 2, Column 1 by Row 3, Column 1 and place in Row 2, Column 2.) Note: Row 1, Column 2 plus Row 2, Column 2 should total 100%.
- 4) Ask the head coaches to review the most updated eligibility or squad lists for their teams. Ask coaches to confirm the names of those individuals who are on the team as of the first **date of competition**, and cross out the names of those who were cut from the team or quit the team prior to the first competitive event. Determine the total number of interscholastic athletics participants that are girls, (and place in Row 1, Column 3). In order to determine the total number of athletics participants, an individual should be counted each time he or she participates on a team. For example, if Jane Doe competes on the varsity volleyball team, the junior varsity volleyball team, the junior varsity basketball team, and the varsity softball team, she should be counted as four participants (**do not include club or intramural sports participants, cheerleaders, dance teams, or pom squads**). Calculate the same way for boys and girls. * In addition, should 8th grade students and below play on a Freshman, Junior Varsity, or Varsity team, they should also be counted for each team and sport on which they participate. If applicable, please asterisk the above notation as to how many 8th grade students & below are included in the totals. Using the same procedure, determine the total number of interscholastic athletic participants that are boys, (and place in Row 2, Column 3). Add Row 1, Column 3 plus Row 2, Column 3 to get total participants and place in Row 3, Column 3.
- 5) Calculate the percentage of female participation. (Row 1, Column 3 divided by Row 3, Column 3 and place in Row 1, Column 4.) Calculate the percentage of male participation. (Row 2, Column 3 divided by Row 3, Column 3 and place in Row 2, Column 4.) Note: Row 1, Column 4 plus Row 2, Column 4 should total 100%.

Note: While being within three percent is not a formal compliance standard; if the percent listed in Row 1, Column 4 is within 3% of Row 1, Column 2, then it provides a good target within which compliance is likely.

Principal's Signature: James Eric Lakin Date: 4-14-03

Cristobal Co.

2002-2003

2002-2003

KHSAA
Form T2
Rev. 9/02

**ACCOMMODATION OF INTERESTS AND ABILITIES
SUMMARY PROGRAM CHART 2**

Participation Opportunities Test Two

		Column 1	Column 2	Column 3	Column 4	Column 5
Program		Number of Teams Currently Offered	Number of Participants	Number of Teams Added in Last Five Years	Number of Participants Added in Last Five Years	Percent of Total Participation By Sex Added in Last 5 Years
GIRLS	Row 1	varsity: 6	63	1	15	24
	Row 2	j.v.: 3	43	1	11	26
	Row 3	frosh: 1	14	0	0	0
	Row 4	total: 10	120	2	26	22
BOYS	Row 5	varsity: 6	82	—	0	0
	Row 6	j.v.: 3	57	—	0	0
	Row 7	frosh: 1	8	—	0	0
	Row 8	total: 10	147	0	0	0

- 1) For Column 1, list the number of interscholastic teams offered for girls and boys at each competitive level (varsity, junior varsity, and freshman). For girls, total each of the entries in Rows 1, 2, and 3 into Row 4. For boys, total Rows 5, 6, and 7 into Row 8.
- 2) For Column 2, list the number of participants at each level. For girls, total each of the entries in Rows 1, 2, and 3 into Row 4. For boys, total Rows 5, 6, and 7 into Row 8. **Note:** The totals in Row 4 for girls and in Row 8 for boys must be the same as the totals in Form T-1, Column 3, Rows 1 and 2 respectively.
- 3) For Column 3, list the number of interscholastic teams that have been added in the last five years at each competitive level. Count each team added during the 5 year period only one time. e.g. Girl's junior varsity soccer was added 3 years ago, count the team only once, not 3 times. For girls, total the entries in Rows 1, 2, and 3 into Row 4. For boys, total Rows 5, 6, and 7 into Row 8.
- 4) For Column 4, list the number of participants that are currently on each level of the teams that were added in the last five years. If a team was added previously but no longer exists, there are no current participants to be added for that team. For girls, total the entries in Rows 1, 2, and 3 into Row 4. For boys, total Rows 5, 6, and 7 into Row 8.
- 5) For Column 5, calculate the percentage of participants that have been added in the last five years. For girls, take the number in Column 4, Row 4 and divide by the number in Column 2, Row 4. For boys, take the number in Column 4, Row 8 and divide it by the number in Column 2, Row 8.

Note: If the percentage of current participants added in the last five years is 25% or greater, compliance with test two may be possible. If less than 25%, then compliance with test three should be analyzed. **CAUTION:** 25% is not a formal compliance standard.

Principal's Signature: James Eric Lahr Date: 4-14-03

2002-2003
ACCOMMODATION OF INTERESTS AND ABILITIES
SUMMARY PROGRAM CHART 3

Participation Opportunities Test Three

For any question answered "YES" identify the respective sport(s).

	GIRLS (Yes / No)		BOYS (Yes / No)
1. For a sport not currently played at the interscholastic level (varsity, junior varsity, or freshman) in your school, is there an intramural team offered for that sport?	NO		NO
2. For a sport <u>not</u> currently offered in your interscholastic athletics program, is there sufficient interest to form a viable interscholastic team based on participation on an intramural team or community recreation teams?	NO		NO
3. For a sport <u>not</u> currently offered, is there sufficient interest to form a viable interscholastic team based on student responses from the interscholastic survey?	Yes		NO
4. For a sport currently offered at the varsity level only, is there sufficient interest to form a viable team for a junior varsity, or freshman team that is not currently offered?	NO		NO
5. For a sport currently offered at the junior varsity or freshman level is there sufficient interest to form a varsity team not currently offered?	NO		NO
6. If you answered YES to question (1), (2), (3), (4), or (5), are there enough high schools in your geographic area offering the sport (at the appropriate level) to allow for the development of a reasonable schedule of competition?	Yes		NO

3. Volleyball, which will begin in the Fall of 2003

Principal's Signature: James Eric LaRue

Date: 4-14-03

2002-2003
ACCOMODATION OF INTERESTS AND ABILITIES+
SUMMARY PROGRAM CHART 4

Levels of Competition Test One

		Column 1	Column 2	Column 3
Girls	Team Levels	Number of Teams Currently Offered	Number of Participants	Percentage of Participants at Each Level
Row 1	varsity:	6	63	52.5
Row 2	j.v.:	3	43	35.8
Row 3	frosh:	1	14	11.3
Row 4	total:		120	100%
Boys				
Row 5	varsity:	6	82	55.8
Row 6	j.v.:	3	57	38.8
Row 7	frosh:	1	8	5.4
Row 8	total:		147	100%

- 1) Column 1, list the number of interscholastic teams offered for girls and boys at each competitive level; varsity, junior varsity, and freshman. (Refer to Form T-2, Accommodation of Interests and Abilities, Summary Program Chart 2, Column 1.)
- 2) For Column 2, list the number of participants at each level. For girls, total the entries in Rows 1, 2, and 3 into Row 4. For boys, total the entries in Rows 5, 6, and 7 into Row 8. (Refer to Form T-2, Accommodation of Interests and Abilities, Summary Program Chart 2, Column 2.)
- 3) For Column 3, calculate the percentage of female and male participants at each level.
 - For girls' varsity, junior varsity, and frosh, respectively:
 - Divide Column 2, Row 1 by Column 2, Row 4, and place the percentage in Column 3, Row 1.
 - Divide Column 2, Row 2 by Column 2, Row 4, and place the percentage in Column 3, Row 2.
 - Divide Column 2, Row 3 by Column 2, Row 4, and place the percentage in Column 3, Row 3.
 - For boys' varsity, junior varsity, and frosh, respectively:
 - Divide Column 2, Row 5 by Column 2, Row 8, and place the percentage in Column 3, Row 5.
 - Divide Column 2, Row 6 by Column 2, Row 8, and place the percentage in Column 3, Row 6.
 - Divide Column 2, Row 7 by Column 2, Row 8, and place the percentage in Column 3, Row 7.

Principal's Signature: James Eric LaRue Date: 4-14-03

**BUDGETED AND ACTUAL EXPENDITURES - PROGRAM COMPARISON CHART
TO INCLUDE BOOSTER CLUB FUNDING**

Participation rates
G = 4590
B = 5590

Expenditure rates
G = 38,692 (3690)
B = 68,634 (6490)

01/32/2002-2003

	equipment and supplies		travel		awards		coaches' salaries (to include supplemental and extended employment)		facilities improvements		publications (if sport-specific)	
	B	E	B	E	B	E	B	E	B	E	B	E
G basketball	0	5270.82	0	4838.32	0	268.00	14,650	14,650	0	0	0	0
B basketball	0	4229.25	0	1870.43	0	460.70	14,650	14,650	0	0	0	0
G softball	0	0	0	119	0	90.06	4,250	4,250	0	0	0	0
B baseball	0	579	0	204	0	0	4,250	4,250	0	0	0	0
G cross country	0	73.50	0	424	0	0	875	875	0	0	0	0
B cross country	0	73.50	0	0	0	0	875	875	0	0	0	0
G golf	0	141	0	31	0	48.50	2125	2125	0	0	0	0
B golf	0	141	0	31	0	48.50	2125	2125	0	0	0	0
G soccer	0	0	0	430	0	78.50	3750	3750	0	0	0	0
B soccer	0	0	0	0	0	0	0	0	0	0	0	0
G swimming	0	0	0	0	0	0	0	0	0	0	0	0
B swimming	0	0	0	0	0	0	0	0	0	0	0	0

1. Budget and expenditures on this 2002-2003 year report due by April 15, 2003, should reflect the total monies budgeted and spent for the entire year of 2001-2002 ending June 30, 2002.

2. "B" is for budgeted dollar amounts and "E" is for actual dollar expenditures.

3. Booster Club Funding/Contributions must be included in the expenditures total.

G = 26,525
B = 40,925

Date: 4-14-03

Principal's Signature: *James Eric LaRue*
Copyright 1999, Good Sports, Inc. Title IX and Gender Equity Specialists. All rights reserved.

2002-2003
BUDGETED AND ACTUAL EXPENDITURES - PROGRAM COMPARISON CHART 2
TO INCLUDE BOOSTER CLUB FUNDING

Teams	equipment and supplies		travel		awards		coaches' salaries (to include supplemental and extended employment)		facilities improvements		publications (if sport-specific)	
	B	E	B	E	B	E	B	E	B	E	B	E
G track	0	0	0	328.65	0	83.75	875	875	0	0	0	0
B track	0	0	0	328.65	0	83.75	875	875	0	0	0	0
G tennis	X											
B tennis	X											
G volleyball	X											
B wrestling	X											
G (list sport)	X											
B (football)	0	18205. ⁴⁴	0	84231	0	591	14400	14,000	0	0	0	0
G (list sport)	X											
B (list sport)	X											

- Budget and expenditures on this 2002-2003 year report due by April 15, 2003, should reflect the total monies budgeted and spent for the entire year of 2001-2002 ending June 30, 2002.
- "B" is for budgeted dollar amounts and "E" is for actual dollar expenditures.
- Booster Club Funding/Contributions must be included in the expenditures total.

Principal's Signature: James E. [Signature] Date: 4-14-03

2002-2003 KHSAA TITLE IX ATHLETICS AUDIT

KHSAA
Form T41
Rev. 9/02

Checklist - Overall Interscholastic Athletics Program

Areas of Compliance	ADVANTAGE TO (Respond based on Internal Evaluation by checking the appropriate column.)		
	GIRLS' PROGRAM	BOYS' PROGRAM	NEITHER PROGRAM
OPPORTUNITIES			
Accommodation of Interest and Abilities			
BENEFITS	GIRLS' PROGRAM	BOYS' PROGRAM	NEITHER PROGRAM
Equipment and Supplies			✓
Scheduling of Games and Practice Time			✓
Travel and Per Diem Allowances			✓
Coaching			✓
Locker Rooms, Practice and Competitive Facilities			✓
Medical and Training Facilities and Services			✓
Publicity			✓
Support Services			✓
Athletic Scholarships			✓
Tutoring			✓
Housing and Dining Facilities and Services			✓
Recruitment of Student Athletes			✓

Principal's Signature: James Eric LaRue Date: 4/14/03

School Name: Crittenden County
 School Year: 2002 - 2003
 Principal's Signature: Al Starnes, AD
 Date: 07/25/03

**2002-2003
 TITLE IX
 CORRECTIVE ACTION PLAN**

To complete this form, indicate the intended area which needs corrective action, the suggested change and time table for implementation. You may copy this form as needed. Please attach corrective action plans along with audit forms and submit by April 15, 2003.

ITEM FOR CORRECTION	SUGGESTED CHANGE	TIME TABLE FOR CORRECTIVE ACTION
Soccer Field	Adding lights	See Attached

▪ An explanation (status report) is needed for all areas identified previously as items for correction as well as all areas currently identified as items for correction. This form shall be typed.

Principal's Signature: _____ Date: _____

TO: KHSAA
FROM: Al Starnes ~~AS~~
SUBJECT: Soccer Lights Timeline
DATE: July 25, 2003

The Crittenden County Board of Education is in the process of lighting the soccer field. Although an exact date cannot be given, these actions have started the process:

1. JKS Architect and Engineer firm was approved to develop a plan on May 13, 2003 – This has been completed and is found on the BG-1 in attachment.
2. July 24, 2003 the Board approved the BG-1 Form to provide and install lights – Pending KDE approval.
3. Estimated time for approval from KDE is 3 weeks.
4. Estimated time for bid acceptance is 2 weeks.
5. Estimated time for KDE to approve bid is 3 weeks.
6. Estimated time to negotiate bid is 1 week.
7. We can not estimate the time for the contractor to complete the work but are expecting to have the soccer field with lights by the Spring of 2004.

KENTUCKY DEPARTMENT OF EDUCATION
DIVISION OF FACILITIES MANAGEMENT

BG-1, MAY 1993
PROJECT APPLICATION
702 KAR 4:150

Emergency

District Crittenden County District Code 028 Facility Name Crittenden County High School School Code 020
Grade Level Served 7-12 Current Student Capacity 450 District Organization Plan P-K-4, 5-8,9-12

I. DESCRIPTION AND SCOPE OF PROPOSED PROJECT

A. Check and complete the applicable items:

- 1. New Building
- 2. Addition
- 3. Renovation or Alteration (Describe) _____
- 4. Relocatable classroom. Number _____ Size _____
- 5. Equipment/Furnishings Procurement (Describe) _____
- 6. Other (Describe) Soccer Field Lighting
- 7. Site (Complete the Following):
 - a. Site Acquisition N/A Expansion _____ Number of Acres _____
 - b. A site has been acquired in accordance with 702 KAR 4:050 regulations _____
Initials of District Superintendent _____
 - c. Location Existing Site
 - d. Proposed site currently owned by District: (Y)

B. Compliance with 702 KAR 1:00/702 KAR 4:160

This application is being submitted for (refer to current plan):

- 1. Priority Category: _____
- 2. Discretionary Item Number (1) one
- 3. Minor project not listed on Facility Plan:

IF NONE OF THE ABOVE APPLY, YOUR FACILITY PLAN WILL NEED TO BE AMENDED

C. Please provide a complete narrative of the proposed project.

Provide and install new lighting at existing soccer field. New work to include 6-60 foot metal
light poles, lamp assemblies, steps, safety cables, platforms, foundations, branch circuits and
controls.

LOCAL BOARD ORDER AUTHORIZING PROJECT AND NARRATIVE JUSTIFICATION MUST BE ATTACHED

KENTUCKY DEPARTMENT OF EDUCATION
DIVISION OF FACILITIES MANAGEMENT

BG-1, MAY 1993
PROJECT APPLICATION
782 KAR 4:169

SCHOOL DISTRICT: Crittenden County Initial: x Revised: _____ BG# _____

II. PROPOSED PLAN TO FINANCE APPLICATION

A. Statement of Probable Cost:		B. Funds Available	
1. Total Construction Cost	\$ 120,000.00	1. SFCC Cash Requirement	_____
2. Architect/Engineer Fee	\$ 11,760.00	2. SFCC Bond Requirement	_____
3. Construction Manager Fee	_____	3. SFCC Bond Sale	_____
4. Bond Discount	_____	4. Local Bond Sale	_____
5. Fiscal Agent Fee	\$ 6,000.00	5. Cash-General Fund	\$ 137,760.00
6. Contingencies	_____	6. Cash-Capital Outlay	_____
7. Site Acquisition	_____	7. Cash-F.S.P.K.	_____
8. Equipment/Furnishings	_____	8. Cash Investment Earnings	_____
9. Equipment/Computers	_____	9. KETS	_____
10. Technology Network System (KETS)	_____	10. Other	_____
11. Other	_____		
Total Estimated Cost	\$ 137,760.00	Total Funds Available	\$ 137,760.00

The above information is a statement of probable cost and funds available and is required to be revised to correspond to actual bids received prior to the signing of construction contracts.

TO BE COMPLETED ON INITIAL & REVISED APPLICATION: The signing of this financial document certifies the above stated funds are available and designated for this project during this fiscal year.

Superintendent _____ Date _____

Chairman _____ Date _____

ORIGINAL SIGNATURES REQUIRED

NOTE: Any district anticipating the financing of this and/or other projects in a combined school revenue bond should discuss the financing with the Director of Division Finance.

<p>TO BE COMPLETED ON INITIAL & REVISED APPLICATION: Financial Approval: Tentative approval based upon financial information provided this office in support of projected cost.</p> <p>Comments: _____</p> <p>_____ Director/Branch Manager, Division of Finance Date: _____</p>	<p>TO BE COMPLETED ON INITIAL APPLICATION: This building project application is hereby approved according to the condition outlined in the application. You should now proceed in accordance with the attached checklist.</p> <p>Comments: _____</p> <p>_____ Associate Commissioner, District Support Services Date: _____</p>
---	--

<p>TO BE COMPLETED ON INITIAL & REVISED APPLICATION: Financial Approval: Tentative approval based upon financial information provided this office in support of projected cost.</p> <p>Comments: _____</p> <p>_____ Director/Branch Manager, Division of Finance Date: _____</p>	<p>TO BE COMPLETED ON INITIAL APPLICATION: This building project application is hereby approved according to the condition outlined in the application. You should now proceed in accordance with the attached checklist.</p> <p>Comments: _____</p> <p>_____ Associate Commissioner, District Support Services Date: _____</p>
---	--

LOCAL BOARD ORDER AUTHORIZING PROJECT AND NARRATIVE JUSTIFICATION MUST BE ATTACHED

Crittenden County Board of Education
Special Board Meeting – July 24, 2003
Central Office – 6:30 PM

AGENDA

1. Call to Order
2. Consider approval of BG-1 for soccer lights
3. Consider approval of advertisement for bids on soccer lighting pending KDE approval of BG-1
4. Consider approval of Athletic Plan for annual sale of Chairback Seats at Rocket Arena
5. Consider approval of amendments to Certified Evaluation Plan
6. Consider approval of Safetran one-time use of CCHS Ag lab table saw
7. Consider approval of Saturday School Program for MS/HS
8. Consider approval of agreement with Crittenden County Health Systems pending approval of revisions
9. SUPERINTENDENT'S REPORT
 - A. Employment
 - a. Certified
 - b. Classified
 - B. Resignation
 - a. Classified
 - C. Review of Monitoring Tool
 - D. Surplus Auction – November 1, 2003
 - E. Change August Board Meeting – August _____
 - F. Announcements, Correspondence, and Reports
 - * Thank you card from FCCLA & Dawn Hollamon
 - * Thank you card from Tony Beard & family
10. Adjournment

FREDERICKA F. HARGIS
SUPERINTENDENT

MR. LARRY THRELKELD
CHAIRMAN

MR. WILLIAM ASBRIDGE
VICE-CHAIRMAN

DR. DONALD WIGHT
BOARD MEMBER

MRS. TINA HARRIS
BOARD MEMBER

MRS. PHYLLIS ORR
BOARD MEMBER



Crittenden County Schools

P.O. Box 362
601 West Elm Street
MARION, KENTUCKY 42064
(270) 965-3525 • (270) 965-2281
FAX (270) 965-9064

JANIE TOMEK
ASSISTANT SUPERINTENDENT

AL STARNES
DIRECTOR OF PUPIL SERVICES

REBECCA TYNER-BELT
INSTRUCTIONAL SUPERVISOR 6-12
DIRECTOR OF PROFESSIONAL DEVELOPMENT

RAMONA FORD
SPECIAL EDUCATION DIRECTOR

BRENT HIGHFIL
SCHOOL BUSINESS OFFICIAL/CFO

TERESA FOSTER
CHIEF INFORMATION OFFICER

TO: Al Starnes
FROM: Fredericka Hargis *FH*
Superintendent
SUBJECT: Soccer Lights
DATE: July 25, 2003

At the Crittenden County Board of Education's regular board meeting, May 13, 2003, the board unanimously approved the following motion:

2233. JKS Firm to Develop a Lighting Plan for Crittenden Co. Soccer Field

Approved

Upon the recommendation of the superintendent, a motion by Bill Asbridge and seconded by Tina Harris to request JKS Architect & Engineering firm to develop a lighting plan for the Crittenden County Schools Soccer Field

Unanimous Vote

FREDERICKA F. HARGIS
SUPERINTENDENT

MR. LARRY THRELKELD
CHAIRMAN

MR. WILLIAM ASBRIDGE
VICE-CHAIRMAN

DR. DONALD WIGHT
BOARD MEMBER

MRS. TINA HARRIS
BOARD MEMBER

MRS. PHYLLIS ORR
BOARD MEMBER



Crittenden County Schools

P.O. Box 362
601 West Elm Street
MARION, KENTUCKY 42064
(270) 965-3525 • (270) 965-2281
FAX (270) 965-9064

JANIE TOMEK
ASSISTANT SUPERINTENDENT


AL STARNES
DIRECTOR OF PUPIL SERVICES

REBECCA TYNER-BELT
INSTRUCTIONAL SUPERVISOR 6-12
DIRECTOR OF PROFESSIONAL DEVELOPMENT

RAMONA FORD
SPECIAL EDUCATION DIRECTOR

BRENT HIGHFIL
SCHOOL BUSINESS OFFICIAL/CFO

TERESA FOSTER
CHIEF INFORMATION OFFICER

TO: Al Starnes
FROM: Fredericka Hargis 
Superintendent
SUBJECT: Soccer Lights
DATE: July 25, 2003

At the Crittenden County Board of Education's special board meeting, July 24, 2003, the board unanimously approved the following motion:

2269. BG-1 Form to Provide & Install New Lighting at Soccer Field Approved
Upon the recommendation of the superintendent, a motion by Donald Wight and seconded by Larry Threlkeld to approve a BG-1 Form to provide & install new lighting at the existing soccer field in the amount of \$137,760.00 pending KDE approval

Unanimous Vote

2270. Advertisement for Bids on Soccer Lighting Approved
Upon the recommendation of the superintendent, a motion by Phyllis Orr and seconded by Larry Threlkeld to approve advertisement for bids on soccer lighting pending KDE approval of BG-1

Unanimous Vote

Crittenden County High School

519 1/2 West Gum
Marion, KY 42064
Phone: 270-965-2248
Fax: 270-965-2797

Fax Cover Sheet

Date: 4-14-03

Attention: Ky High School Athletic Assoc.

Phone number: 859-293-5999

Company: Larry Bouchard, Assistant Commissioner

Comments: Title IX Review

Copies are mailed 4/14/03

Number of pages: 12 (including cover sheet)

From: Eric La Rue, Principal

Company: CC.H.S.

Crittenden County High School

519 1/2 West Gum
Marion, KY 42064
Phone: 270-965-2248
Fax: 270-965-2797

4/15

Fax Cover Sheet

Date: 4-14-03

Attention: Ky High School Athletic Assoc.

Phone number: 859-293-5999

Company: Larry Boncher, Assistant Commissioner

Comments: Title IX Review

Copies are mailed 4/14/03

Number of pages: 13 *faxing 6 @ time*
(including cover sheet)

From: Eric La Rue, Principal

Company: CC.H.S.

2002-2003
ACCOMMODATION OF INTERESTS AND ABILITIES
SUMMARY PROGRAM CHART 2

KHSAA
 Form T2
 Rev. 9/02

Participation Opportunities Test Two

			Column 1	Column 2	Column 3	Column 4	Column 5
Program			Number of Teams Currently Offered	Number of Participants	Number of Teams Added in Last Five Years	Number of Participants Added in Last Five Years	Percent of Total Participation By Sex Added in Last 5 Years
GIRLS	Row 1	varsity:	6	63	1	15	24
	Row 2	j.v.:	3	43	1	11	26
	Row 3	frosh:	1	14	0	0	0
	Row 4	total:	10	120	2	26	22
BOYS	Row 5	varsity:	6	82	—	0	0
	Row 6	j.v.:	3	57	—	0	0
	Row 7	frosh:	1	8	—	0	0
	Row 8	total:	10	147	0	0	0

- 1) For Column 1, list the number of interscholastic teams offered for girls and boys at each competitive level (varsity, junior varsity, and freshman). For girls, total each of the entries in Rows 1, 2, and 3 into Row 4. For boys, total Rows 5, 6, and 7 into Row 8.
- 2) For Column 2, list the number of participants at each level. For girls, total each of the entries in Rows 1, 2, and 3 into Row 4. For boys, total Rows 5, 6, and 7 into Row 8. **Note:** The totals in Row 4 for girls and in Row 8 for boys must be the same as the totals in Form T-1, Column 3, Rows 1 and 2 respectively.
- 3) For Column 3, list the number of interscholastic teams that have been added in the last five years at each competitive level. Count each team added during the 5 year period only one time. e.g. Girl's junior varsity soccer was added 3 years ago, count the team only once, not 3 times. For girls, total the entries in Rows 1, 2, and 3 into Row 4. For boys, total Rows 5, 6, and 7 into Row 8.
- 4) For Column 4, list the number of participants that are currently on each level of the teams that were added in the last five years. If a team was added previously but no longer exists, there are no current participants to be added for that team. For girls, total the entries in Rows 1, 2, and 3 into Row 4. For boys, total Rows 5, 6, and 7 into Row 8.
- 5) For Column 5, calculate the percentage of participants that have been added in the last five years. For girls, take the number in Column 4, Row 4 and divide by the number in Column 2, Row 4. For boys, take the number in Column 4, Row 8 and divide it by the number in Column 2, Row 8.

Note: If the percentage of current participants added in the last five years is 25% or greater, compliance with test two may be possible. If less than 25%, then compliance with test three should be analyzed. **CAUTION:** 25% is not a formal compliance standard.

Principal's Signature: James Eric Lutz Date: 4-14-03



KHSAA
Form T63
Rev. 10/02

2002-2003 INTERSCHOLASTIC ATHLETICS SURVEY

Summary of Student Responses

School Name: Crittenden County High School
 School Enrollment: 416
 Date: 4/14/03
 Completed By: JAMES ERIC LARUE

Instructions:

1. Summarize the Student Athletics Interest Surveys Form T-61 by listing the total number of responses on the line next to each sport.
2. Under the Other Category please provide a listing of the sports as well as the number of students who are interested in participating.
3. Please sign and date the Summary Form (T-63) and mail the Summary Form only to the KHSAA by April 15, 2003. Do not mail the student surveys (Form T-61). However, these Forms should be maintained in your files in the event they are requested subsequently.

316 Number of Surveys
271 Total Returned
9-11 Grades Surveyed

How Was The Survey Administered? Advisee/Advisor
 (e.g. was it given in all English classes, or all home rooms, or advisee/advisor?)

Fall Sports (List Total Number of Participation Responses)

2 Cross Country (Girls)
2 Cross Country (Boys)
11 Field Hockey (Girls)
56 Football (Boys)
5 Golf (Girls)
14 Golf (Boys)
20 Soccer (Girls)
23 Soccer (Boys)
49 Volleyball (Girls)
17 Volleyball (Boys)

Winter Sport (List Total Number of Participation Responses)

21 Basketball (Girls)
31 Basketball (Boys)
24 Gymnastics (Girls)
2 Indoor Track (Girls)
4 Indoor Track (Boys)
20 Swimming & Diving (Girls)
11 Swimming & Diving (Boys)
32 Wrestling (Boys)

Spring Sport (List Total Number of Participation Responses)

<u>28</u>	Baseball (Boys)
<u>24</u>	Fast Pitch Softball (Girls)
<u>13</u>	Slow Pitch Softball (Girls)
<u>18</u>	Tennis (Girls)
<u>8</u>	Tennis (Boys)
<u>12</u>	Track (Girls)
<u>21</u>	Track (Boys)

Other Sports (From Student Survey T-61 Question 10)

Name of Sport	Number of Students Interested In Participating
<u>Volleyball</u>	<u>18</u>
<u>Hockey</u>	<u>6</u>
<u>Wrestling</u>	<u>5</u>
<u>Boys Soccer</u>	<u>4</u>
<u>Boxing</u>	<u>3</u>
<u>Gymnastics</u>	<u>3</u>
<u>Paintball</u>	<u>3</u>
<u>LACROSS</u>	<u>3</u>

Number of Students who participate in Intramural Sports.
(From Student Survey T-61 Question 5)

Sport	Number
<u>Softball</u>	<u>6</u>
<u>Soccer</u>	<u>3</u>
<u>Swimming</u>	<u>2</u>
<u>Gymnastics</u>	<u>1</u>
<u>Cheerleading</u>	<u>2</u>

List Intramural Sports students are interested in adding:
(From Student Survey T-61 Question 6)

Sport	Number
<u>Volleyball</u>	<u>10</u>
<u>Wrestling</u>	<u>2</u>
<u>Football</u>	<u>3</u>
<u>Boxing</u>	<u>2</u>
<u>Hockey</u>	<u>2</u>
<u>Tennis</u>	<u>1</u>
<u>Kickball</u>	<u>1</u>
<u>Rodeo</u>	<u>1</u>
<u>Paintball</u>	<u>1</u>
<u>Boys Soccer</u>	<u>1</u>
<u>Gymnastics</u>	<u>1</u>

Participation in Non-School Sports Activities
(From Student Survey T-61 Question 7)

Sport	Number
Karate	3
Gymnastics	3
Swimming	4
Softball	8
Rodeo	3
Basketball	4
Bowling	1
Paintball	4
Soccer	11

Reasons for not participating in interscholastic athletics.
(From Survey Question 8)

Response	Number
13 I prefer other activities such as band, chorus, etc.	
40 I don't have time	
10 The practice schedules and game times are inconvenient	
35 The sport I like isn't offered	
3 It's too expensive	
6 I prefer to participate in club or intramural sports	
28 Working	
13 Other	
<i>injury, grades, don't like sports</i>	

Student Suggestions to encourage participation

Stop coaches from playing FAVORITISM

Less support for football, more for girls' sports

Offer more sports

James Eric LaRue
Principal's Signature

4-14-03
Date



2002-2003 KENTUCKY HIGH SCHOOL ATHLETIC ASSOCIATION ANNUAL VERIFICATION OF TITLE IX PROCEDURES

(To be submitted by April 15, 2003 along with other required forms)

The Crittenden County High School, MARION, Kentucky
(Name of High School) (City)

certifies to the Kentucky High School Athletic Association that the following is an accurate and true representation of the facts surrounding compliance with 20 U.S.C. Sections 1681-1688, et. Seq. (also known as Title IX)

I certify the following provisions in accordance with records at the school contained in the permanent Title IX file, and to the best of my knowledge have completed the following tasks. (All boxes must be checked)

Established a gender equity committee at the high school. (list committee personnel and provide attachment if necessary)

Name	Address	Phone	Title
Al Starnes	209 Summit Dr.	965-5249	DPP / Coach
Angela Starnes	209 Summit Dr.	965-5249	Teacher / Coach
Denvis Hodge	3549 St Route 645 S	965-5346	Teacher / AD
Sharon Hodge	3549 St Route 645 S	965-5346	Teacher / Coach
Janay Croft	1748 St Route 297	965-3715	Teacher / Coach
Carol West	847 Welden Rd.	965-2956	Teacher / Coach
Denise Croft	1748 St Route 297 (Marion, Ky 42044)	965-3715	Teacher / Coach

Scheduled a minimum of three meetings during the 2002-2003 school year on the following dates:

- July 26, 2002
- Nov. 8, 2002
- May 23, 2003

Designated the following person(s) as the Title IX coordinator for the school/district:

<u>AL STARNES</u>	<u>DPP</u>	<u>PO Box 362, MARION, KY</u>	<u>270-965-3525</u>
Name	Title	Address	Phone

School personnel are continuing to make periodic reviews of the boys and girls athletics program reflected in the Corrective Action Plan.

In addition to the above information, the above referenced school maintains a complete permanent file relative to Title IX records including copies of the self-assessment audit, all corrective action plans, and other related materials.

James Eric LaRue April 11, 2003
Principal's Signature Date

Debbie Higgs Yang T. Shenepel
Superintendent Signature School Board Chairpersons' Signature

(Send original copy to KHSAA - Maintain duplicate in Title IX school folder)

Crittenden County High School

519 1/2 West Gum
Marion, KY 42064
Phone: 270-965-2248
Fax: 270-965-2797

4/15

Fax Cover Sheet

Date: 4-14-03

Attention: Ky High School Athletic Assoc.

Phone number: 859-293-5999

Company: Larry Boucher, Assistant Commissioner

Comments: Title IX Review

Copies are mailed 4/14/03

remaining 8 pages

Number of pages: 13 ^{faxing 6 @ time} (including cover sheet)

From: Eric La Rue, Principal

Company: CC.H.S.

2002-2003
ACCOMODATION OF INTERESTS AND ABILITIES+
SUMMARY PROGRAM CHART 4

Levels of Competition Test One

		Column 1	Column 2	Column 3
Girls	Team Levels	Number of Teams Currently Offered	Number of Participants	Percentage of Participants at Each Level
Row 1	varsity:	6	63	52.5
Row 2	j.v.:	3	43	35.8
Row 3	frosh:	1	14	11.3
Row 4	total:		120	100%
Boys				
Row 5	varsity:	6	82	55.8
Row 6	j.v.:	3	57	38.8
Row 7	frosh:	1	8	5.4
Row 8	total:		147	100%

- 1) Column 1, list the number of interscholastic teams offered for girls and boys at each competitive level; varsity, junior varsity, and freshman. (Refer to Form T-2, Accommodation of Interests and Abilities, Summary Program Chart 2, Column 1.)
- 2) For Column 2, list the number of participants at each level. For girls, total the entries in Rows 1, 2, and 3 into Row 4. For boys, total the entries in Rows 5, 6, and 7 into Row 8. (Refer to Form T-2, Accommodation of Interests and Abilities, Summary Program Chart 2, Column 2.)
- 3) For Column 3, calculate the percentage of female and male participants at each level.
 For girls' varsity, junior varsity, and frosh, respectively:
 - Divide Column 2, Row 1 by Column 2, Row 4, and place the percentage in Column 3, Row 1.
 - Divide Column 2, Row 2 by Column 2, Row 4, and place the percentage in Column 3, Row 2.
 - Divide Column 2, Row 3 by Column 2, Row 4, and place the percentage in Column 3, Row 3.
 For boys' varsity, junior varsity, and frosh, respectively:
 - Divide Column 2, Row 5 by Column 2, Row 8, and place the percentage in Column 3, Row 5.
 - Divide Column 2, Row 6 by Column 2, Row 8, and place the percentage in Column 3, Row 6.
 - Divide Column 2, Row 7 by Column 2, Row 8, and place the percentage in Column 3, Row 7.

Principal's Signature: James Eric LaRue Date: 4-14-03

2002-2003
BUDGETED AND ACTUAL EXPENDITURES - PROGRAM COMPARISON CHART 2
TO INCLUDE BOOSTER CLUB FUNDING

KHSAA
 Form 136
 REV. 10/00

Teams	equipment and supplies		travel		awards		coaches' salaries (to include supplemental and extended employment)		facilities improvements		publications (if sport-specific)	
	B	E	B	E	B	E	B	E	B	E	B	E
G track	0	0	0	328.65	0	83.75	875	875	0	0	0	0
B track	0	0	0	328.65	0	83.75	875	875	0	0	0	0
G tennis	X											
B tennis	X											
G volleyball	X											
B wrestling	X											
G (list sport)	X											
B (football)	0	18205. ⁴⁴	0	842.31	0	591	14400	14,000	0	0	0	0
G (list sport)	X											
B (list sport)	X											

1. Budget and expenditures on this 2002-2003 year report due by April 15, 2003, should reflect the total monies budgeted and spent for the entire year of 2001-2002 ending June 30, 2002.
2. "B" is for budgeted dollar amounts and "E" is for actual dollar expenditures.
3. Booster Club Funding/Contributions must be included in the expenditures total.

Principal's Signature: James S. [Signature] Date: 4-14-03

**2002-2003
BUDGETED AND ACTUAL EXPENDITURES - PROGRAM COMPARISON CHART
TO INCLUDE BOOSTER CLUB FUNDING**

	equipment and supplies		travel		awards		coaches' salaries (to include supplemental and extended employment)		facilities improvements		publications (if sport-specific)	
	B	E	B	E	B	E	B	E	B	E	B	E
G basketball	<input type="checkbox"/>	5270.82	<input type="checkbox"/>	4838.32	<input type="checkbox"/>	268.00	<input type="checkbox"/>	14,650	<input type="checkbox"/>	14,650	<input type="checkbox"/>	<input type="checkbox"/>
B basketball	<input type="checkbox"/>	4229.25	<input type="checkbox"/>	1890.43	<input type="checkbox"/>	460.70	<input type="checkbox"/>	14,650	<input type="checkbox"/>	14,650	<input type="checkbox"/>	<input type="checkbox"/>
G softball	<input type="checkbox"/>	<input type="checkbox"/>	<input type="checkbox"/>	119	<input type="checkbox"/>	90.00	<input type="checkbox"/>	4,250	<input type="checkbox"/>	4,250	<input type="checkbox"/>	<input type="checkbox"/>
B baseball	<input type="checkbox"/>	579	<input type="checkbox"/>	204	<input type="checkbox"/>	<input type="checkbox"/>	<input type="checkbox"/>	4,250	<input type="checkbox"/>	4,250	<input type="checkbox"/>	<input type="checkbox"/>
G cross country	<input type="checkbox"/>	73.50	<input type="checkbox"/>	424	<input type="checkbox"/>	<input type="checkbox"/>	<input type="checkbox"/>	875	<input type="checkbox"/>	875	<input type="checkbox"/>	<input type="checkbox"/>
B cross country	<input type="checkbox"/>	73.50	<input type="checkbox"/>	<input type="checkbox"/>	<input type="checkbox"/>	<input type="checkbox"/>	<input type="checkbox"/>	875	<input type="checkbox"/>	875	<input type="checkbox"/>	<input type="checkbox"/>
G golf	<input type="checkbox"/>	141	<input type="checkbox"/>	31	<input type="checkbox"/>	48.50	<input type="checkbox"/>	2125	<input type="checkbox"/>	2125	<input type="checkbox"/>	<input type="checkbox"/>
B golf	<input type="checkbox"/>	141	<input type="checkbox"/>	31	<input type="checkbox"/>	48.50	<input type="checkbox"/>	2125	<input type="checkbox"/>	2125	<input type="checkbox"/>	<input type="checkbox"/>
G soccer	<input type="checkbox"/>	<input type="checkbox"/>	<input type="checkbox"/>	430	<input type="checkbox"/>	18.50	<input type="checkbox"/>	3750	<input type="checkbox"/>	3750	<input type="checkbox"/>	<input type="checkbox"/>
B soccer	<input type="checkbox"/>	<input type="checkbox"/>	<input type="checkbox"/>	<input type="checkbox"/>	<input type="checkbox"/>	<input type="checkbox"/>	<input type="checkbox"/>	<input type="checkbox"/>	<input type="checkbox"/>	<input type="checkbox"/>	<input type="checkbox"/>	<input type="checkbox"/>
G swimming	<input type="checkbox"/>	<input type="checkbox"/>	<input type="checkbox"/>	<input type="checkbox"/>	<input type="checkbox"/>	<input type="checkbox"/>	<input type="checkbox"/>	<input type="checkbox"/>	<input type="checkbox"/>	<input type="checkbox"/>	<input type="checkbox"/>	<input type="checkbox"/>
B swimming	<input type="checkbox"/>	<input type="checkbox"/>	<input type="checkbox"/>	<input type="checkbox"/>	<input type="checkbox"/>	<input type="checkbox"/>	<input type="checkbox"/>	<input type="checkbox"/>	<input type="checkbox"/>	<input type="checkbox"/>	<input type="checkbox"/>	<input type="checkbox"/>

- Budget and expenditures on this 2002-2003 year report due by April 15, 2003, should reflect the total monies budgeted and spent for the entire year of 2001-2002 ending June 30, 2002.
- "B" is for budgeted dollar amounts and "E" is for actual dollar expenditures.
- Booster Club Funding/Contributions must be included in the expenditures total.

Principal's Signature: *James Eric LaRue*
 Copyright 1999, Good Sports, Inc. Title IX and Gender Equity Specialist. All rights reserved.

Date: 4-14-03

KHSAA
Form 73
Rev. 9/02

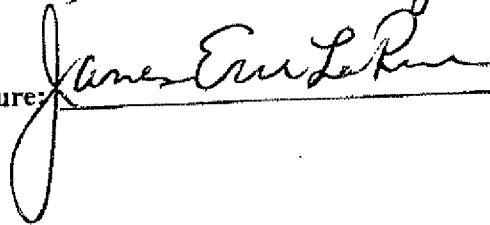
2002-2003
ACCOMMODATION OF INTERESTS AND ABILITIES
SUMMARY PROGRAM CHART 3

Participation Opportunities Test Three
For any question answered "YES" identify the respective sport(s).

	GIRLS (Yes / No)	BOYS (Yes / No)
1. For a sport not currently played at the interscholastic level (varsity, junior varsity, or freshman) in your school, is there an intramural team offered for that sport?	NO	NO
2. For a sport <u>not</u> currently offered in your interscholastic athletics program, is there sufficient interest to form a viable interscholastic team based on participation on an intramural team or community recreation teams?	NO	NO
3. For a sport <u>not</u> currently offered, is there sufficient interest to form a viable interscholastic team based on student responses from the interscholastic survey?	Yes	NO
4. For a sport currently offered at the varsity level only, is there sufficient interest to form a viable team for a junior varsity, or freshman team that is not currently offered?	NO	NO
5. For a sport currently offered at the junior varsity or freshman level is there sufficient interest to form a varsity team not currently offered?	NO	NO
6. If you answered YES to question (1), (2), (3), (4), or (5), are there enough high schools in your geographic area offering the sport (at the appropriate level) to allow for the development of a reasonable schedule of competition?	Yes	NO

3. Volleyball, which will begin in the Fall of 2003

Principal's Signature:



Date:

4-14-03

2002-2003 KHSAA TITLE IX ATHLETICS AUDIT

KHSAA
Form T-1
Rev. 9/02

Checklist - Overall Interscholastic Athletics Program

Areas of Compliance	ADVANTAGE TO (Respond based on Internal Evaluation by checking the appropriate column.)		
	GIRLS' PROGRAM	BOYS' PROGRAM	NEITHER PROGRAM
OPPORTUNITIES			
Accommodation of Interest and Abilities			
BENEFITS	GIRLS' PROGRAM	BOYS' PROGRAM	NEITHER PROGRAM
Equipment and Supplies			✓
Scheduling of Games and Practice Time			✓
Travel and Per Diem Allowances			✓
Coaching			✓
Locker Rooms, Practice and Competitive Facilities			✓
Medical and Training Facilities and Services			✓
Publicity			✓
Support Services			✓
Athletic Scholarships			✓
Tutoring			✓
Housing and Dining Facilities and Services			✓
Recruitment of Student Athletes			✓

Principal's Signature: James Eric LaRue Date: 4/14/03

2002-2003
ACCOMMODATION OF INTERESTS AND ABILITIES
SUMMARY PROGRAM CHART 1

KHSAA
 Form T1
 Rev. 9/02

Participation Opportunities Test One

		(Column 1)	(Column 2)	(Column 3)	(Column 4)
	Program	Enrollment	Percentage of Total Enrollment	Number of Interscholastic Participants (double and triple count)	Percentage of Total Participation
Row 1	GIRLS	200	48.3	120	44.9
Row 2	BOYS	214	51.7	147	55.1
Row 3	Totals	414	100%	267	100%

Instructions:

*Number of 8th grade students & below used in Column 4 calculations if applicable: 16

- Determine the total number of girls enrolled, (place in Row 1, Column 1). Determine the total number of boys enrolled, (place in Row 2, Column 1).
- Add the total number of girls and boys enrolled to determine total enrollment, (place in Row 3, Column 1).
- Calculate the percentage of total enrollment that is female. (Divide Row 1, Column 1 by row 3, Column 1 and place in Row 1, Column 2.) Calculate the percentage of total enrollment that is male. (Divide Row 2, Column 1 by Row 3, Column 1 and place in Row 2, Column 2.) Note: Row 1, Column 2 plus Row 2, Column 2 should total 100%.
- Ask the head coaches to review the most updated eligibility or squad lists for their teams. Ask coaches to confirm the names of those individuals who are on the team as of the first **date of competition**, and cross out the names of those who were cut from the team or quit the team prior to the first competitive event. Determine the total number of interscholastic athletics participants that are girls, (and place in Row 1, Column 3). In order to determine the total number of athletics participants, an individual should be counted each time he or she participates on a team. For example, if Jane Doe competes on the varsity volleyball team, the junior varsity volleyball team, the junior varsity basketball team, and the varsity softball team, she should be counted as four participants (**do not include club or intramural sports participants, cheerleaders, dance teams, or pom squads**). Calculate the same way for boys and girls. * In addition, should 8th grade students and below play on a Freshman, Junior Varsity, or Varsity team, they should also be counted for each team and sport on which they participate. If applicable, please asterisk the above notation as to how many 8th grade students & below are included in the totals. Using the same procedure, determine the total number of interscholastic athletic participants that are boys, (and place in Row 2, Column 3). Add Row 1, Column 3 plus Row 2, Column 3 to get total participants and place in Row 3, Column 3.
- Calculate the percentage of female participation. (Row 1, Column 3 divided by Row 3, Column 3 and place in Row 1, Column 4.) Calculate the percentage of male participation. (Row 2, Column 3 divided by Row 3, Column 3 and place in Row 2, Column 4.) Note: Row 1, Column 4 plus Row 2, Column 4 should total 100%.

Note: While being within three percent is not a formal compliance standard; if the percent listed in Row 1, Column 4 is within 3% of Row 1, Column 2, then it provides a good target within which compliance is likely.

Principal's Signature: James E. Lark

Date: 4-14-03

02-03

2002-2003 INTERSCHOLASTIC ATHLETICS SURVEY

Summary of Student Responses

School Name: Crittenden County High School
School Enrollment: 416
Date: 4/14/03
Completed By: JAMES ERIC LARUE

Instructions:

1. Summarize the Student Athletics Interest Surveys Form T-61 by listing the total number of responses on the line next to each sport.
2. Under the Other Category please provide a listing of the sports as well as the number of students who are interested in participating.
3. Please sign and date the Summary Form (T-63) and mail the Summary Form only to the KHSAA by April 15, 2003. Do not mail the student surveys (Form T-61). However, these Forms should be maintained in your files in the event they are requested subsequently.

316 Number of Surveys
271 Total Returned 86%
9-11 Grades Surveyed

How Was The Survey Administered? Advisee/Advisor
(e.g. was it given in all English classes, or all home rooms, or advisee/advisor?)

Fall Sports (List Total Number of Participation Responses)

2 Cross Country (Girls)
2 Cross Country (Boys)
11 Field Hockey (Girls)
56 Football (Boys)
5 Golf (Girls)
14 Golf (Boys)
20 Soccer (Girls)
23 Soccer (Boys)
49 Volleyball (Girls)
17 Volleyball (Boys)

Winter Sport (List Total Number of Participation Responses)

21 Basketball (Girls)
31 Basketball (Boys)
24 Gymnastics (Girls)
2 Indoor Track (Girls)
4 Indoor Track (Boys)
20 Swimming & Diving (Girls)
11 Swimming & Diving (Boys)
32 Wrestling (Boys)

02-03

Spring Sport (List Total Number of Participation Responses)

<u>28</u>	Baseball (Boys)
<u>24</u>	Fast Pitch Softball (Girls)
<u>13</u>	Slow Pitch Softball (Girls)
<u>18</u>	Tennis (Girls)
<u>8</u>	Tennis (Boys)
<u>12</u>	Track (Girls)
<u>21</u>	Track (Boys)

Other Sports (From Student Survey T-61 Question 10)

Name of Sport	Number of Students Interested In Participating
<u>Volleyball</u>	<u>18</u>
<u>Hockey</u>	<u>6</u>
<u>Wrestling</u>	<u>5</u>
<u>Boys Soccer</u>	<u>4</u>
<u>Boxing</u>	<u>3</u>
<u>Gymnastics</u>	<u>3</u>
<u>Paintball</u>	<u>3</u>
<u>LACROSS</u>	<u>3</u>

Number of Students who participate in Intramural Sports.
(From Student Survey T-61 Question 5)

<u>Sport</u>	<u>Number</u>
<u>Softball</u>	<u>6</u>
<u>Soccer</u>	<u>3</u>
<u>Swimming</u>	<u>2</u>
<u>Gymnastics</u>	<u>1</u>
<u>Cheerleading</u>	<u>2</u>

List Intramural Sports students are interested in adding:
(From Student Survey T-61 Question 6)

<u>Sport</u>	<u>Number</u>
<u>Volleyball</u>	<u>10</u>
<u>Wrestling</u>	<u>2</u>
<u>Football</u>	<u>3</u>
<u>Boxing</u>	<u>2</u>
<u>Hockey</u>	<u>2</u>
<u>Tennis</u>	<u>1</u>
<u>Kickball</u>	<u>1</u>
<u>Rodeo</u>	<u>1</u>
<u>Paintball</u>	<u>1</u>
<u>Boys Soccer</u>	<u>1</u>
<u>Gymnastics</u>	<u>1</u>

02-03

Participation in Non-School Sports Activities
(From Student Survey T-61 Question 7)

Sport	Number
Karate	3
Gymnastics	3
Swimming	4
Softball	8
Rodeo	3
Basketball	4
Bowling	1
Paintball	4
Soccer	11

Reasons for not participating in interscholastic athletics.
(From Survey Question 8)

Response	Number
I prefer other activities such as band, chorus, etc.	13
I don't have time	40
The practice schedules and game times are inconvenient	10
The sport I like isn't offered	35
It's too expensive	3
I prefer to participate in club or intramural sports	6
Working	28
Other	13
injury, grades, don't like sports	

Student Suggestions to encourage participation

Stop coaches from playing favoritism
Less support for football, more for girls' sports
Offer more sports

James Eric LaRue
Principal's Signature

4-14-03
Date

01-02

2001-2002 INTERSCHOLASTIC ATHLETICS SURVEY
Summary Of Student Responses

School Name: Crittenden County
School Enrollment: 383
Date: 4/9/02
Completed By: Al Starnes

Instructions:

1. Summarize the Student Athletics Interest Surveys Form T-61 by listing the total number of responses on the line next to each sport.
2. Under the Other Category please provide a listing of the sports as well as the number of students who are interested in participating.
3. Please sign and date the Summary Form (T-63) and mail the Summary Form only to the KHSAA by April 15, 2002. Do not mail the student surveys (Form T-61). However, these Forms should be maintained in your files in the event they are requested subsequently.

261 Number of Surveys
261 Total Returned
8-11 Grades Surveyed

How Was The Survey Administered? Distributed in classrooms

Fall Sports (List Total Number of Participation Responses)

6 Cross Country (Girls)
9 Cross Country (Boys)
11 Field Hockey (Girls)
67 Football (Boys)
5 Golf (Girls)
11 Golf (Boys)
44 Soccer (Girls)
19 Soccer (Boys)
79 Volleyball (Girls)
20 Volleyball (Boys)

Winter Sport (List Total Number of Participation Responses)

41 Basketball (Girls)
53 Basketball (Boys)
38 Gymnastics (Girls)
12 Indoor Track (Girls)
12 Indoor Track (Boys)
44 Swimming & Diving (Girls)
18 Swimming & Diving (Boys)
47 Wrestling (Boys)

01-02

Spring Sport (List Total Number of Participation Responses)

45	Baseball (Boys)
42	Fast Pitch Softball (Girls)
13	Slow Pitch Softball (Girls)
48	Tennis (Girls)
13	Tennis (Boys)
20	Track (Girls)
31	Track (Boys)

Other Sports (From Student Survey T-61 Question 10)

Name of Sport	Number of Students Interested In Participating
Dance Team	17
Boxing	41
Hockey	8

Number of Students who participate in Intramural Sports. (From Student Survey T-61 Question 5)

Sport	Number
Basketball	36
Gymnastics	17

List Intramural Sports students are interested in adding: (From Student Survey T-61 Question 6)

Sport	Number
None	

00-01



INTERSCHOLASTIC ATHLETICS SURVEY Summary Of Student Responses

Instructions:

1. Summarize the Student Athletics Interest Surveys by listing the total number of responses on the line next to each sport.
2. Under the other category please provide a listing of the sports as well as the number of students who are interested in participating.
3. Please sign and date the Summary Form (T-64) and mail the Summary Form only to the KHSAA by April 15, 2001. Do not mail the original.

Date: 3/26/01
 Completed By: [Signature]

Fall Sports (List Total Number of Participation Responses)

<u>104</u>	Football
<u>80</u>	Girls' Volleyball
<u>28</u>	Boys' Volleyball
<u>5</u>	Boys' Cross-Country
<u>6</u>	Girls' Cross-Country
<u>9</u>	Girls' Field Hockey
<u>21</u>	Boys' Golf
<u>6</u>	Girls' Golf
<u>27</u>	Boys' Soccer
<u>44</u>	Girls' Soccer

Winter Sport (List Total Number of Responses)

<u>82</u>	Boys' Basketball
<u>59</u>	Girls' Basketball
<u>6</u>	Boys' Swimming & Diving
<u>48</u>	Girls' Swimming & Diving
<u>71</u>	Boys' Wrestling
<u>43</u>	Girls' Gymnastics
<u>15</u>	Boys' Indoor Track
<u>15</u>	Girls' Indoor Track

Spring Sport (List Total Number of Responses)

<u>22</u>	Boys' Track
<u>22</u>	Girls' Track
<u>64</u>	Girls' Tennis
<u>14</u>	Boys' Tennis
<u>30</u>	Girls' Slow Pitch Softball
<u>40</u>	Girls' Fast Pitch Softball
<u>81</u>	Boys' Baseball

Other Sports (From Survey Question 10)

<u>Name of Sport</u>	<u>Number of Students Interested In Participating</u>
<u>Volleyball - 30</u>	<u>Bowling - 1</u>
<u>Boxing - 2</u>	<u>Martial Arts - 1</u>
<u>Rugby - 2</u>	<u>Skateboard - 1</u>
<u>Tennis - 4</u>	<u>Arena Football - 1</u>
<u>Soccer - 8</u>	<u>Kickball - 1</u>
<u>Dance Team - 2</u>	
<u>Swimming - 1</u>	
<u>Wrestling - 11</u>	

Number of Students who participate in Intramural Sports. (From Survey Question 5)

<u>Sport</u>	<u>Number</u>
<u>Softball - 2</u>	<u>Fast Pitch Softball - 2</u>
<u>Basketball - 12</u>	<u>Wrestling - 1</u>
<u>Track - 1</u>	<u>Baseball - 3</u>
<u>Volleyball - 1</u>	<u>Football - 3</u>
<u>Soccer - 3</u>	<u>Chess - 1</u>
<u>Golf - 3</u>	

List Intramural Sports students are interested in adding: (From Survey Question 6)

<u>Sport</u>	<u>Number</u>
<u>Volleyball - 17</u>	<u>Football - 1</u> <u>Softball - 1</u>
<u>Hockey - 3</u>	<u>Rugby - 1</u> <u>Kickball - 1</u>
<u>Swimming - 6</u>	<u>Boxing - 1</u>
<u>Tennis - 3</u>	<u>Cricket - 1</u>
<u>Gymnastics - 2</u>	<u>Basketball - 1</u>
<u>Soccer - 1</u>	<u>Diving - 1</u>

Participation in Non-School Sports Activities (From Survey Question 7)

<u>Sport</u>	<u>Number</u>
<u>Softball - 19</u>	<u>Hockey - 3</u>
<u>Soccer - 9</u>	<u>Rodeo - 3</u>
<u>Basketball - 7</u>	<u>Football - 1</u>
<u>Swimming - 8</u>	<u>Bowling - 1</u>
<u>Gymnastics - 7</u>	<u>Volleyball - 2</u>
<u>Baseball - 3</u>	<u>Tennis - 1</u>


08-01

Reasons for not participating in interscholastic athletics. (From Survey Question 8)

Response	Number
<u>26</u> I prefer other activities such as band, chorus, etc.	
<u>74</u> I don't have time	
<u>13</u> The practice schedules and game times are inconvenient	
<u>36</u> The sport I like isn't offered	
<u>10</u> It's too expensive	
<u>11</u> I prefer to participate in club or intramural sports	
<u>17</u> Working	
<u>19</u> Other	

Student Suggestions to encourage participation

(1.) Put less/more emphasis on sports. (2.) You would be healthier; feel good about yourself. (3.) Add sports. (4.) More college scholarships. (5.) Lower cost of sports. (6.) No tryouts. (7.) Uniforms for each sport. (8.) Have a volleyball/tennis teams. (9.) Make practices more fun! (10.) Have better coaches.


Signature

3/26/01
Date